

MARCH 2010

Odyssey Online



Managing Your Team Web Page



CALIFORNIA ODYSSEY SOCCER CLUB | 880 HERNDON AVE., #102 | CLOVIS, CA 93612 | CALIFORNIAODYSSEY.ORG

MARCH 2010

Table of Contents

-  [Introduction](#)
-  [What You Will Need](#)
-  [Getting Started](#)
-  [Team Photo](#)
-  [Team Information](#)
-  [League / Tournament Schedule](#)
-  [For the Fans](#)
-  [Team Photo Gallery](#)
-  [Team News / Training Schedule](#)
-  [Optional Information](#)
-  [Launch Web Page](#)



MARCH 2010

Introduction

Thankyou for volunteering to be your team webmaster. California Odyssey BOD greatly appreciates your commitment and dedication. In an effort to promote and maintain our club as a nationally recognized soccer club of distinction, participation of your team web page is crucial. We have a new team web page design for the 2010-2011 season. Our team web page template was professionally designed with club uniformity in mind, while giving optimum information and photo gallery advantages to each team. Please do not make any format changes to your team page template without Odyssey webmaster approval first.

We ask that at the conclusion of your 2010-2011 season, you restore your team web page back to its current template base for the 2011-2012 team to use. This will help ensure a smooth transition to next years team.

Some new features for this years web page include: simplified single page layout and the incorporation of the use of "Flickr " for your team photo gallery. You will no longer need to resize your gallery photos before uploading. Both of these items should greatly increase the speed in which you can build and maintain your web page.

Should you have any questions or comments about your team web page; its format, content or usage, please feel free to contact our Odyssey webmaster: Leisa Dishno @ 559.940.8486 or email: DishnoFour@aol.com



MARCH 2010




What You Will Need

1. A computer with internet access (high speed access preferred)
2. Photo editing program (required for your team photos only)
www.pixenate.com (is a free website based photo editing program should you need one)
3. Create an online team account with "Flickr" (for your photo gallery)
www.flickr.com (this is an easy to use photo sharing website)
4. Knowledge of your team roster and team contact information
(this may be obtained from your coach and/or team manager)
5. Knowledge of your team league and tournament schedule
(this may be obtained from your coach and/or team manager)
6. Knowledge of your team training schedule
(this may be obtained from your coach and/or team manager)
7. California Odyssey Soccer Club admin/login website address with User I.D and Password
(email Leisa Dishno: DishnoFour@aol.com to request this information)
8. A little time and patience



MARCH 2010

Getting Started

1. Log into the California Odyssey Soccer Club admin/login website with your assigned User I.D and Password (only one I.D. & Password to be furnished to each team)
2. Click on your highlighted team name
3. Take a moment, scroll down the page to familiarize yourself with the template (**see following 4 pages**)
4. Scroll down to: SEQ: on the right side of the page you will see    click on "Edit"

NOTE:

For now disregard the (3) tabs on the far left side of your page:

League Schedule
Tournament Schedule
Team Photo Gallery on Flickr



CALIFORNIA ODYSSEY SOCCER CLUB



MEMBER OF THE UNITED STATES SOCCER DEVELOPMENT ACADEMY

[New Side Article](#)

[New Dll Element](#)

[New Outside Link](#)

League Schedule

0

Tournament Schedule

0

Team Photo Gallery on Flickr

0

Update SEQ [2](#)

Leisa Dishno
FULL ADMIN USER

Department: Boys Teams

Sub Department: U10B Red

[New Center Article](#) [New Dll Element](#) [New Photo Gallery](#) [New Calendar](#)

SEQ: 0 [Copy](#) [Edit](#) [Settings](#) Element History

2010/11 U10 Boys Red Team

Team web page coming soon.

SEQ: 1 [Copy](#) [Edit](#) [Settings](#) Element History

PENDING - 100% public

2010/11 U10 Boys Red Team



Team Information

Player Roster

#	Pos	Name
14	MF/F	Last, First
14	MF/F	Last, First
14	MF/F	Last, First
14	MF/F	Last, First
14	MF/F	Last, First
14	MF/F	Last, First
14	MF/F	Last, First
14	MF/F	Last, First

Team Contacts

John Doe - Coach
Mobile: (555) 555-5555
e-Mail: coach@email.com
Bio: Click here to read bio

John Doe - Assistant Coach
Mobile: (555) 555-5555
e-Mail: assistcoach@email.com

John Doe - Manager
Mobile: (555) 555-5555
e-Mail: manager@email.com

Team Uniform

14 MF/F Last, First
 14 MF/F Last, First
 14 MF/F Last, First
 14 MF/F Last, First
 14 MF/F Last, First
 14 MF/F Last, First
 14 MF/F Last, First
 14 MF/F Last, First



League Schedule

2010 NorCal Spring League

Date	Time	Home	MR	Away	Location
00/00/00	11:00am	Home Team	0:0	Away Team	Location Field # View Map >
00/00/00	11:00am	Home Team	0:0	Away Team	Location Field # View Map >
00/00/00	11:00am	Home Team	0:0	Away Team	Location Field # View Map >
00/00/00	11:00am	Home Team	0:0	Away Team	Location Field # View Map >
00/00/00	11:00am	Home Team	0:0	Away Team	Location Field # View Map >
00/00/00	11:00am	Home Team	0:0	Away Team	Location Field # View Map >
00/00/00	11:00am	Home Team	0:0	Away Team	Location Field # View Map >
00/00/00	11:00am	Home Team	0:0	Away Team	Location Field # View Map >
00/00/00	11:00am	Home Team	0:0	Away Team	Location Field # View Map >
00/00/00	11:00am	Home Team	0:0	Away Team	Location Field # View Map >



Tournament Schedule

All 2010/11 Events

Date	Event	Location
June 18-20, 2010	Event Name	Location Field # View Map >
June 18-20, 2010	Event Name	Location Field # View Map >

Location | Field # | View Map >
Location | Field # | View Map >

Event Name
Event Name



For the Fans

Team Photo Gallery on Flickr



Team News

Congratulations to all those players and parents who will spend the 2010/11 season as part of the this team.

Training Schedule

The team will train Tuesdays and Thursday nights from 6pm to 7:45pm at Buchanan High School.



Update SEQ/Republish

Updates the Sequence Numbers for all Center Articles on this page, & republishes the page to the public website.

This **PagePuff™** page will look like:
/boys/U10BR/index_E.html

MARCH 2010

Team Photo

1. In your photo editing program resize/crop your current team photo to the following dimensions:
732 pixels wide by 450 pixels tall then save to your hard drive
2. Now you are ready to replace the default team photo place holder.
Click the default photo then in the editing bar above click the Insert/Edit Image button.
The Image Properties dialogue box will appear / click the Browse/Upload button
click in the following: Images / Boys or Girls Teams (whichever applies) / Your Team
then in the toolbar click: Upload / Browse / then find your file on your computer
then Upload Selected File and Insert Selected File

DO NOT CHANGE THE IMAGE WIDTH OR HEIGHT IN THE IMAGE PROPERTIES DIALOGUE BOX - THIS WILL DISTORT THE IMAGE



default team photo



your team photo

3. Your team photo should now appear in its proper place.
Feel free to update your team photo as often as you wish.



Team Information

1. Edit your Player Roster and Team Contacts information
2. Be sure to link your Coaches bio where indicated. You can link any website address to any word or group of words by doing the following: highlight the word or group of words you wish to link, then in the toolbar above click the Insert/Edit Link button. The Link Dialogue Box will appear, in the URL box copy and paste the website address you wish to link. Then click OK
3. You can ADD and DELETE rows in the Player Roster & Team Contacts tables as necessary see instructions below.
4. To ADD a row: place your cursor in front of the jersey number on the bottom row, then right click scroll to ROW and then click INSERT ROW AFTER
5. To change the cell color: right click in the cell, scroll to CELL, then CELL PROPERTIES, in the CELL PROPERTIES DIALOGUE BOX, go to the Background Color box and type in:
`FFFFFF` for the light gray color `OR` `E0E0E0` for the medium gray color, then click OK
(repeat this process for each cell that needs a color change)
6. To DELETE a row: place your cursor in the far left cell of the row you wish to delete, then right click and scroll to ROW and then click DELETE ROW



League / Tournament Schedules

1. Edit your League Schedule section. You can change the League title as necessary. Be sure to include your Division / Bracket / Region name. Please refer to the U12 Boys White Team page as an example.
2. Edit your Tournament Schedule section. If you would like an additional table for each of your tournaments (similar to the League Schedule), please contact Leisa Dishno, she can set this up.
3. Be sure to link location maps from either MapQuest or Google Maps to: [View Map >](#)
Use the same procedure as you did to link your Coaches bio from the Team Information page.
4. To link Odyssey field locations, go to: http://www.californiaodyssey.org/Fields/index_E.html
There are a list of fields on the left side of this page. Click on your field location, then copy and paste the website address from your browser into your Insert/Edit Link Dialogue Box. These are the preferred map locations because they also have Field Site Maps attached.
5. Please note there is an Anchor Symbol at the end of the titles: League Schedule and Tournament Schedule - this ties into the (3) tabs mentioned on the "Getting Started" page of this booklet. The first (2) tabs listed are Anchor Links. Which means when clicked they will automatically scroll your page down to the corresponding Anchor location.
The third tab will be discussed in the Team Photo Gallery section.



Team Photo Gallery

1. If you have not done so already, please create a Flickr account at: www.flickr.com
Account name example: `odyssey2010u12bw`
2. Flickr is a part of Yahoo, you will also be instructed on how to create your Yahoo account at the same time. Both your Flickr and Yahoo accounts are free services. You will receive 100 MB of photo storage and 300 MB of video storage free each month.
3. After loading your photos into Flickr, simply click the "Share This" button on the upper right hand corner, then click "Grab the link" - this gives you a website address that you may copy and paste. You will need to link this website address in (2) separate locations.
4. Click on this image  then in the toolbar above click, Insert/Edit Link. The Link Dialogue Box will appear, in the URL box copy and paste the website address. Then in the Link Dialogue Box click the Target Tab, Under Target, from the drop down box click: New Window [_blank] click OK. Scroll to the bottom of the page and click the Save button.

5. The second location you will need to link your Flickr photos to is the third tab on the top left hand side of your team page. Under Team Photo Gallery on Flickr, click the wrench symbol. Under Target Type, change from STANDARD TO NEW WINDOW, then click Save. Then click on the Edit Link Content symbol. At the Target Box, delete the # sign and copy and paste in your Flickr generated website address. Click Save



Team News / Training Schedule

1. This section is for you to list in brief form, any news you wish to share with your team and/or followers.
2. Under the Training Schedule area you are required to list your current/upcoming weeks training schedule. Our Odyssey Coaching Directors need to be able to easily find this information without having to open any other pages or windows.
3. Format your Training Schedule similar to:

Tue. March 16th / 6:15pm tp 7:45pm
Thur. March 18th / 6:15pm to 7:45pm
at: Buchanan High School
For Training Calendar click here >
4. You may attach or link a documented Training Schedule calendar in microsoft word or as a PDF
5. To attach a document to a word or group of words: highlight the word or groups of words that you would like to attach a document to. In the toolbar above, click Insert/Edt Link, The Link Dialogue Box will appear, Under Protocol, in the drop down box, click <other>, then click Browse/Upload Under Folders, click on Documents / Boys or Girls Teams (whichever applies) / Your Team then in the toolbar click: Upload / Browse / then find your document file on your computer then Upload Selected File and Insert Selected File. Back in the Link Dialogue Box, click on the Target Tab, under Target, from the drop down box click: New Window [_blank] click OK. Scroll to the bottom of the page and click the Save button.



Optional Information

Everything listed on this page is optional. You are not required to post any of these suggested documents. U14 and older teams, are strongly encouraged to post the individual Player Profiles. College scouts and coaches routinely visit team web pages of prospective student/athletes. Top players typically begin to be noticed/scouted by age 13.

1. There are several age appropriate individual player profile templates for your use ready for downloading from our Odyssey website. Go to www.californiaodyssey.org under the Parent Zone section on the left side of the page you will find (2) tabs Player Profile Template and the Team Contacts Template. See the following two pages.
2. It is recommended you send these out to the player/parent so they can fill in the information for you. This also insures that they approve of the information that will be posted. The completed approved profiles then can be attached to the appropriate players name. It is recommended the documents be write protected for "Read Only" application.
3. The Team Contacts page can also be posted (see following example)
Attachment of this document is recommended under the Team Contacts area.
4. Match Report - the only template currently available for this is a Print Shop .sig file. A microsoft word version should be available in a few weeks. This file is typically attached to the 0:0 (score) under the MR column of the League or Tournament Schedule. (see the following example)



John Example #10 Striker

2010/11 Cal Odyssey U11 Boys Red Team

PLAYER PROFILE

PERSONAL INFORMATION

D.O.B. January 1, 2000
Height 4'-8"
Weight 90 lbs.
Address 1234 N. Main Street
Clovis, CA 93612
Phone 559.322.1234
Father Joe Example
Mother Jane Example

SCHOOL

Example Elem. School
1234 N. Main Street
Clovis, California 93619
559.123.4567 (PH)
Current Grade: 4th
Favorite Subject: Math

ACADEMIC ACHIEVEMENTS

2009-10 Honor Roll
2008-09 Block 'X' Award

HOBBIES

Skateboarding
Camping & Fishing

SCHOOL SPORTS

2009-10 Baseball / 1st Baseman
2008-09 Basketball / Point Guard

CLUB SOCCER HISTORY

2009-10 Cal Odyssey U10 Boys Red Team
XYZ Tournament Champions
2008-09 Example Elem. School
XYZ League Champions

COACH REFERENCES

J.J. Wozniak (559) 960-0639
John Spurgeon (559) 940-0657
Allen Fortune (559) 905-3005

INSERT PHOTO HERE

Size = 288 pixels wide
360 pixels tall

Free online photo editing
program @
www.pixenate.com

round corner radius = 32

INSERT PHOTO HERE

Size = 141 pixels wide
144 pixels tall

Free online photo editing
program @
www.pixenate.com
round corner radius = 16

INSERT PHOTO HERE

Size = 141 pixels wide
144 pixels tall

Free online photo editing
program @
www.pixenate.com
round corner radius = 16



John Example #10 Striker

2010/11 Cal Odyssey U14 Boys Red Team

PLAYER PROFILE

PERSONAL INFORMATION

D.O.B. January 1, 1997
Height 5'-6"
Weight 110 lbs.
Address 1234 N. Main Street
Clovis, CA 93612
Phone 559.322.1234
Cell 559.940.1234
Email jexample@yahoo.com

HIGH SCHOOL

Example High School
1234 N. Main Street
Clovis, California 93619
559.123.4567 (PH)
Graduation Year: 2015
G.P.A. 3.0

ACADEMIC ACHIEVEMENTS

2009-10 Honor Roll
2008-09 Block 'X' Award

SCHOOL SOCCER

2009-10 Varsity / Starting Striker
2008-09 Varsity / Starting Striker
2008-09 Example Tournament Champions
2008-09 XYZ League Finalists

CLUB SOCCER HISTORY

2009-10 Cal Odyssey U13 Boys Red Team
XYZ Tournament Champions
2008-09 Cal Odyssey U12 Boys Red Team
XYZ Tournament Finalists
2007-08 Cal Odyssey U11 Boys Red Team
XYZ Tournament Semi-Finalists

OLYMPIC DEVELOPMENT PROGRAM

2009 Cal-North 97 State Team

REFERENCES

Scott Alcorn (559) 281-7802
Nadar Badawi (559) 288-1612
J.J. Wozniak (559) 960-0639
John Spurgeon (559) 940-0657
Allen Fortune (559) 905-3005

INSERT PHOTO HERE

Size = 288 pixels wide
360 pixels tall

Free online photo editing
program @
www.pixenate.com

round corner radius = 32

INSERT PHOTO HERE

Size = 141 pixels wide
144 pixels tall

Free online photo editing
program @
www.pixenate.com

round corner radius = 16

INSERT PHOTO HERE

Size = 141 pixels wide
144 pixels tall

Free online photo editing
program @
www.pixenate.com

round corner radius = 16





Match Report

NorCal Fall League

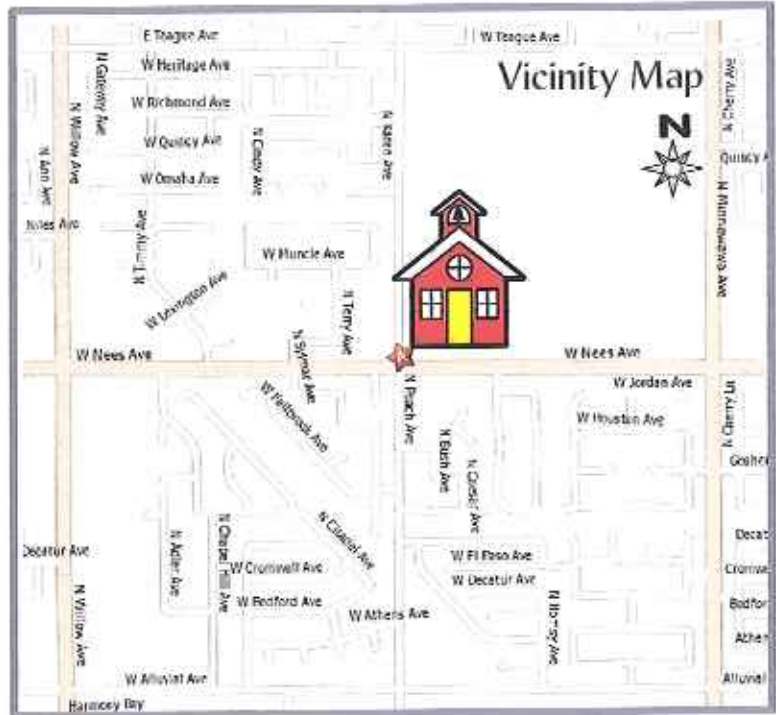


Game Date: **Saturday Sept. 12, 2009**
 Game Time: **3:30 pm**
 Field Location: **Garfield Elem. School**
1315 N. Peach Avenue
Clovis, CA 93619

Field Number: **N/A**
 Home Team: **Cal Odyssey UI IB White**
 Away Team: **Stockton Flames 98**

Scoring Summary: 1st / 2nd / Final

Cal Odyssey UI IBW	<input type="text"/>	<input type="text"/>	<input type="text"/>
Stockton Flames 98	<input type="text"/>	<input type="text"/>	<input type="text"/>



Cal Odyssey UIIBW Team Game Uniform

Player Instructions








Be at the field no later than 2:30pm

Bring:

Shin guards, ball and water and \$3.65 per player for referee fee



Launch Web Page

1. Return to the beginning, your team page right after you log-in
2. Scroll down to: SEQ: on the right side of the page you will see    click on "Settings", then check the Delete this Instance box, and click DELETE
3. Scroll down to: SEQ: on the right side of the page you will see    click on "Settings", then under **Pending** click the NO button, then click Save
4. Scroll to the bottom of your team web page and click the Update SEQ/Republish button
5. Then you may Log out by scrolling to the top of the page and clicking on this symbol 
6. Your page should now be "Live" and ready for public view
7. The following (3) pages are examples of how your "Live" web page should appear.

please feel free to contact me with any questions or comments concerning your team web page

Leisa Dishno
Cal Odyssey Webmaster
559.940.8486
DistnoFour@aol.com





CALIFORNIA ODYSSEY.DRG | OFFICIAL SITE OF CALIFORNIA ODYSSEY SOCCER CLUB

CALIFORNIA ODYSSEY SOCCER CLUB



MEMBER OF
THE UNITED STATES
SOCCER DEVELOPMENT
ACADEMY

[COACHES/TRAINERS](#)

[GIRLS TEAMS](#)

[BOYS TEAMS](#)

[DEVELOPMENT ACADEMY TEAMS](#)

[LEAGUES](#)

[TOURNAMENTS](#)

[HOME](#)

[CALENDAR](#)

[SITE MAP](#)

[League Schedule](#)

[Tournament Schedule](#)

[Team Photo Gallery on Flickr](#)

2010/11 U12 Boys White Team



[Team Information](#)

Player Roster

#	Pos	Name
6	M/D	Brown, Corbin
14	M/F	Bynum, Jacob
10	D/M	Dinsdale, Logan
11	F/M	Fernandez, Stewart
3	M/D	Fierro, Matthew
12	F/M	Frisby, Miller
8	D/M	Hill, Beau
2	D	Kawana, Cade
13	M	Krauthammer, Jameson
18	M	Lion, Jack
1	GK/M	McKenney, Kyle
7	M/F	Pappace, Michael
21	D	Patel, Ajay
9	GK/M	Phillips, Jazper
17	M	Rubin, Jalen
16	M	Vargas, Steven

Team Contacts

Mike Dishno - Coach
 Mobile: (559) 352.8670
 e-Mail: DishnoFour@aol.com
 Bio: [Click here to read bio](#)

Leisa Dishno - Manager
 Mobile: (559) 940.8456
 e-Mail: DishnoFour@aol.com
 (Team Contacts)

Team Uniform



League Schedule

2010 NorCal Spring League / U11B Silver Division / Region 7-8 (NorCal Premier Soccer)

Date	Time	Home	MR	Away	Location
03/27/10	TBD	Modesto Ajax Utd. FC	0:0	Cal Odyssey U12BW	Location Field # View Map >
04/10/10	TBD	Cal Odyssey U12BW	0:0	Lobos Utd. Futbol Club	Location Field # View Map >
04/17/10	TBD	Tracy Futbol Club Predators	0:0	Cal Odyssey U12BW	Location Field # View Map >
04/24/10	TBD	Cal Odyssey U12BW	0:0	Merced United FC	Location Field # View Map >
05/01/10	TBD	Cal Odyssey U12BW	0:0	Tracy Futbol Club Jaguars	Location Field # View Map >
05/08/10	TBD	Cal Odyssey U12BW	0:0	Modesto Ajax Utd. FC	Location Field # View Map >
05/09/10	TBD	Tracy Futbol Club Jaguars	0:0	Cal Odyssey U12BW	Location Field # View Map >
05/15/10	TBD	Lobos Utd. Futbol Club	0:0	Cal Odyssey U12BW	Location Field # View Map >

05/22/10	TBD	Cal Odyssey U12BW	0:0	Tracy Futbol Club Predators	Location Field # View Map >
05/29/10	TBD	Merced United FC	0:0	Cal Odyssey U12BW	Location Field # View Map >

Tournament Schedule



All 2010/11 Events

Date	Event	Location
June 18-20, 2010	Event Name	Location Field # View Map >
June 18-20, 2010	Event Name	Location Field # View Map >
June 18-20, 2010	Event Name	Location Field # View Map >
June 18-20, 2010	Event Name	Location Field # View Map >



For the Fans

Team Photo Gallery on Flickr



NorCal Spring League Info
 U11B Silver Division / Region 7-8
 For timeline please [click here >>>](#)

Team Uniforms

All new Odyssey players need to order their uniforms from: [Soccer & Lifestyle](#)

Training Schedule

Tue. March 16th / **NO TRAINING**
 Wed. March 17th / 6:15pm to 7:45pm
 Thur. March 18th / 6:15pm to 7:45pm
 at [Buchanan High School](#)